


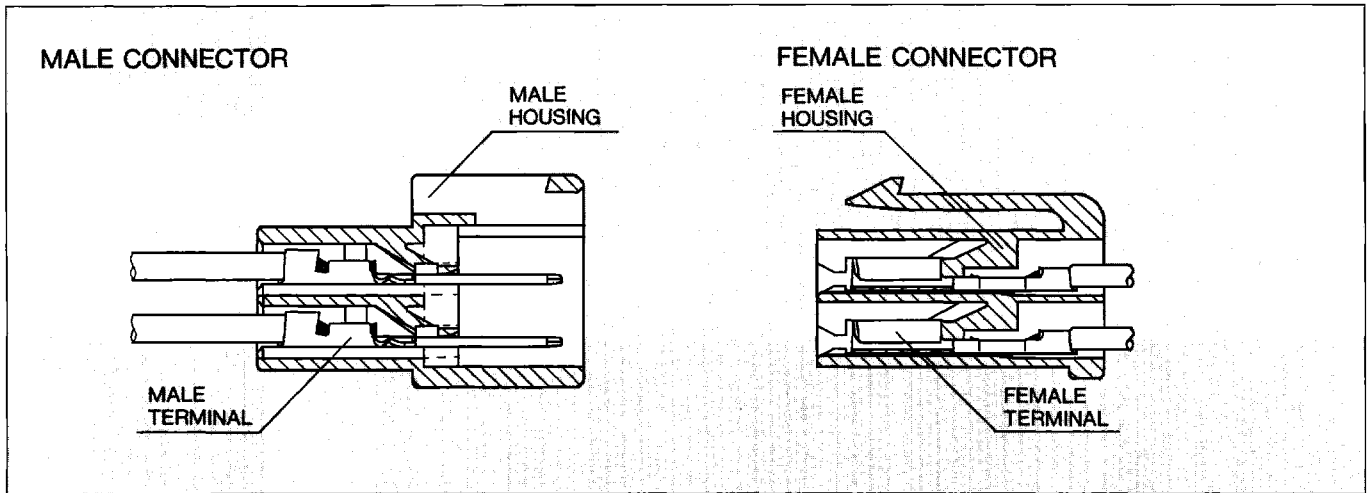
CN CONNECTOR (A)



CN CONNECTOR
LONG HISTORY OF SATISFACTORY PERFORMANCE.
(DISTINCTIVE FEATURES).

1. CONNECTORS WHICH UTILIZE PLASTIC TERMINAL LOCK-ARM ARE MOLDED FROM NYLON66.
2. CONNECTORS WHICH UTILIZE A TANG TYPE TERMINAL LOCK ARE MOLDED FROM BOTH NYLON66 AND PP.

CONSTRUCTION



SPECIFICATIONS

MATERIAL	HOUSING	PP AND NYLON66
	MALE TERMINAL	BRASS
	FEMALE TERMINAL	BRASS
*CURRENT CAPACITY (REFERENCE)		20A
RESISTANCE AT LOW VOLTAGE		3mΩ MAX. (INITIAL VALUE)
INSULATION RESISTANCE		DC500V 100MΩ MIN.
DIELECTRIC STRENGTH		AC1000V (1 min.)

*CURRENT CAPACITY WILL BE AFFECTED BY CONDITIONS SUCH AS POLE QUANTITY, WIRE SIZE, AMBIENT TEMPERATURE, ETC.

PART NUMBER CHART

PART NUMBER IN PARENTHESIS FOR 1 POLE CONNECTOR ONLY.

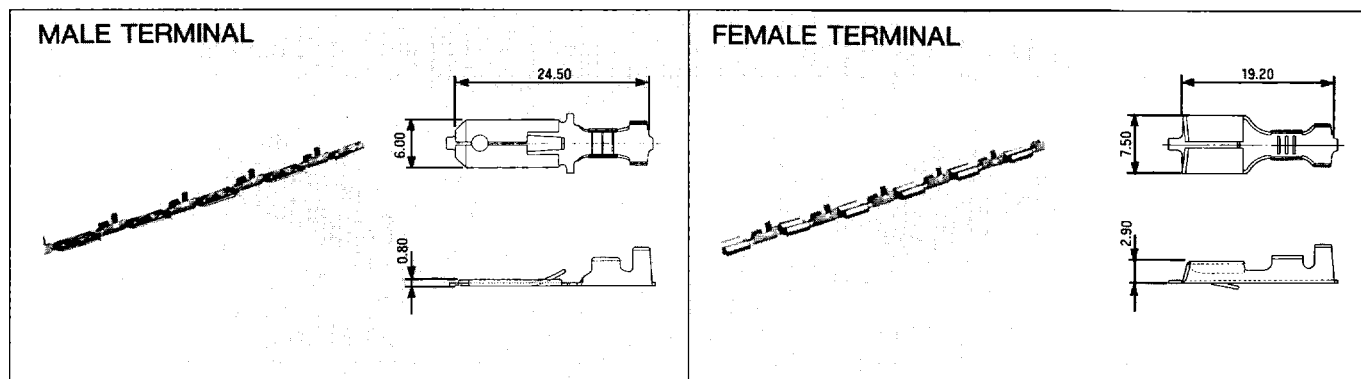
PART NAME		MALE TERMINAL	FEMALE TERMINAL
TERMINAL	TERMINAL TANG	7114-2028	7116-2095
		7114-2020	7116-2090(7116-2030)
		7114-2021	7116-2092(7116-2033)
	PLASTIC LOCK-ARM	7114-2630	7116-2640
		7114-2631	7116-2641
		7114-2632	7116-2642

PART NAME		POLES	MALE CONNECTOR	FEMALE CONNECTOR
HOUSING	TERMINAL TANG	1	7122-2115	7123-2115
		1	7122-2215	7123-2215
		2	7122-2128	7123-2128
		2	7122-2228	7123-2228
		3	7122-2137	7123-2137
		3	7122-2237	7123-2237
		4	7122-2046	7123-2249
		4	7122-2446	7123-2446
		6	7122-2162	7123-2165
		6	7122-2262	7123-2262
	PLASTIC LOCK-ARM	8	7122-2086	7123-2086
		8	7122-2186	7123-2186
		1	7122-2516	7123-2516
		1	7122-2810	7123-2810
		2	7122-2526	7123-2526
		2	7122-2820	7123-2820
		3	7122-2536	7123-2536
		3	7122-2830	7123-2830
		4	7122-2840	7123-2840
		6	7122-2860	7123-2860
8	7122-2880	7123-2880		
10	7122-2800	7123-2800		

WHILE NATURAL COLOR IS THE STANDARD, OTHER COLORS ARE ALSO AVAILABLE AT YOUR REQUEST.

TERMINAL (PLASTIC LOCK-ARM)

UNIT:mm



■ SPECIFICATIONS

PART NAME	PART NUMBER	MATERIAL	TREATMENT	MATERIAL THICKNESS
MALE TERMINAL	7114-2023	BRASS	————	t=0.4
	7114-2020			
	7114-2021			
FEMALE TERMINAL FOR 1 POLE CONN	7116-2030	BRASS	————	t=0.32
	7116-2033			
FEMALE TERMINAL	7116-2095	BRASS	————	t=0.32
	7116-2090			
	7116-2092			

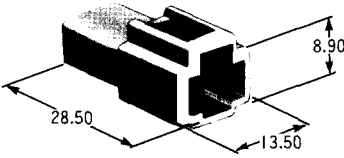
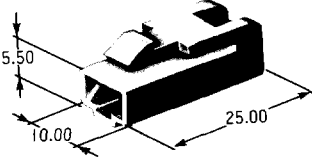
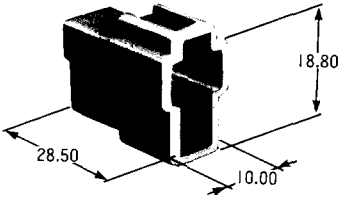
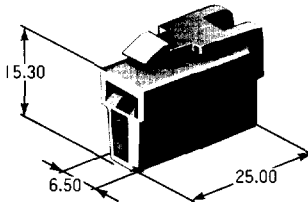
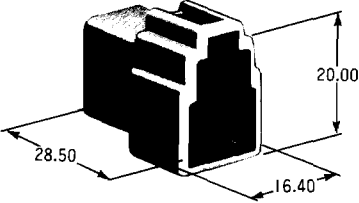
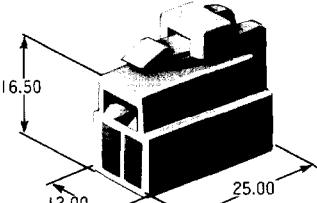
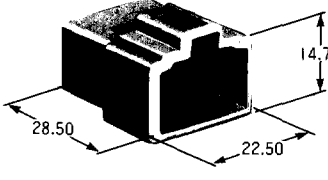
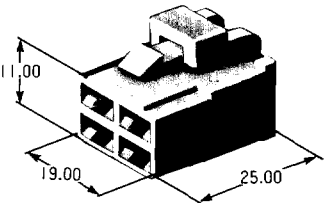
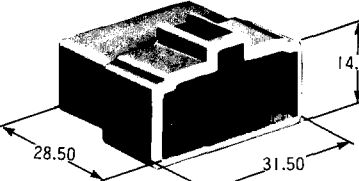
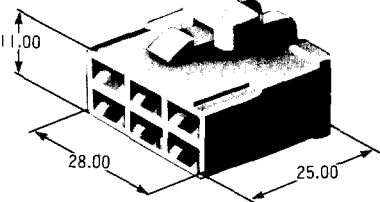
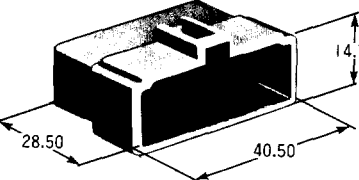
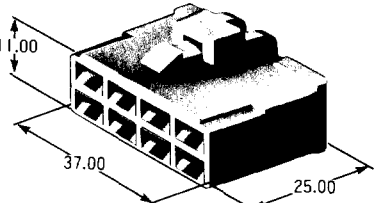
● APPLICABLE WIRE CHART

PART NAME	WIRE SIZE (mm ²)	WIRE TYPE	PART NUMBER
MALE TERMINAL	0.3	AVS	7114-2028
	0.5	AVS	7114-2020
	0.85	AVS	7114-2020
	1.25	AVS	7114-2020
	2	AVS	7114-2020
	3	AVS	7114-2021
FEMALE TERMINAL	0.3	AVS	7116-2095
	0.5	AVS	7116-2095 (7116-2030)
	0.85	AVS	7116-2090 (7116-2030)
	1.25	AVS	7116-2090 (7116-2030)
	2	AVS	7116-2090 (7116-2030)
	3	AVS	7116-2092 (7116-2033)

FEMALE HOUSING OF TERMINAL TANG TYPE MUST BE USED TERMINAL IN PARENTHESIS.

HOUSING (TANG TYPE TERMINAL) MATERIAL: NYLON66

UNIT: mm

POLES	MALE HOUSING	FEMALE HOUSING
1	 <p data-bbox="425 611 574 645">7122-2115</p>	 <p data-bbox="1048 611 1198 645">7123-2115</p>
2	 <p data-bbox="425 896 574 929">7122-2128</p>	 <p data-bbox="1048 896 1198 929">7123-2128</p>
3	 <p data-bbox="425 1182 574 1216">7122-2137</p>	 <p data-bbox="1048 1182 1198 1216">7123-2137</p>
4	 <p data-bbox="425 1467 574 1500">7122-2046</p>	 <p data-bbox="1048 1467 1198 1500">7123-2249</p>
6	 <p data-bbox="425 1753 574 1787">7122-2162</p>	 <p data-bbox="1048 1753 1198 1787">7123-2165</p>
8	 <p data-bbox="425 2040 574 2074">7122-2086</p>	 <p data-bbox="1048 2040 1198 2074">7123-2086</p>