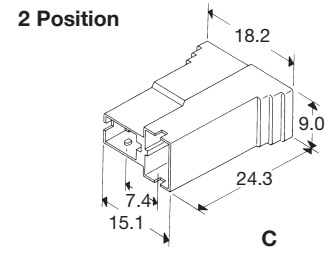
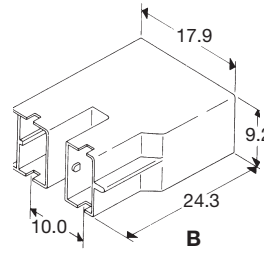
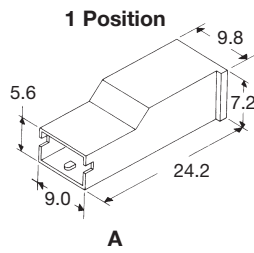


**Positive Lock Connection System**

**Straight Housings Mark I  
6.3 mm (.250 Series)**

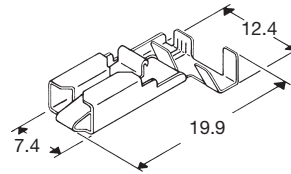


Material	UL 94	Colour	Style	Part Number
Polyamide	V2	Black	A	154719-0
		Natural		154719-1
	V0	Natural	A <sup>1</sup>	1-154719-0
		Black		281991-1
	V2	Black	B	926521-2
		Black	C	926522-1
		Natural		926522-2

<sup>1</sup> To be used with anti-overstress contact 281827 - 281828 - 281829  
See drawing for dimensions.

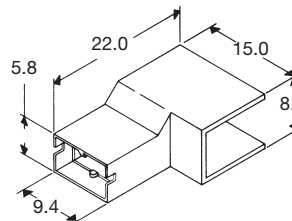
**90° Receptacles (Flag Type) Mark I  
6.3 mm (.250 Series)**

Tab Thickness - 0.8 mm



Wire Range (mm <sup>2</sup> )	Insulation Diameter (mm)	Material and Finish	Part Number	
			Strip Form	Loose Piece
0.5-1.5	2.2-3.1	Ph. Bronze-Tin Plated	926820-1	-
		Ph. Bronze	926820-2	-
		Ph. Bronze-Tin Plated	926820-3	-
		Brass-Tin Plated	926820-4	-
		Brass	926820-5	-
		Brass-Tin Plated	926820-6	-
1.0-2.5	3.1-4.3	Ph. Bronze-Tin Plated	926790-1	-
		Ph. Bronze	926790-2	-
		Ph. Bronze-Tin Plated	926790-3	-
		Brass-Tin Plated	926790-4	-
		Brass	926790-5	-
		Brass-Tin Plated	926790-6	-

**90° Housing (Flag Type) Mark I  
6.3 mm (.250 Series)**



Material	UL 94	Colour	Notes	Part Number
Polyamide	V2	Black	-	926291-1