SYMBOL DEFINITION	MISSING NUMBERS	
A DIMENSION WITHOUT AN INSPECTION REPORT SYMBOL ( ) DOES NOT REQUIRE INSPECTION. IT MAY BE CONTROLLED ON AN INDIVIDUAL COMPONENT DRAWING.	TOTAL NO. OF SYMBOLS ON DRAWING	15
	LAST NO. USED	21

DWG STATUS					ZONE	REVISION HISTORY	AUTH	DR	APVD	APVD 2
DATE	STS	REV	N/P	CHG						
11DE01	R	03	AK	-	-	UPDATED POW ATTRIBUTES	217200	JYO	ESF	DM
26JL02	R	03	AB	-	-	MAT'L SPEC M3592012 WAS R0071769	228455	ESF	ESF	DM

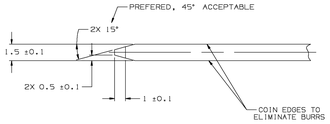

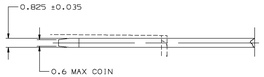

MATERIAL SPECIFICATIONS

RECOMMENDED MATERIAL: P-1546 (CA-210)BRASS - EXTRA SPRING TEMPER - TIN PLATED

PLATING THICKNESS: 0.003-0.005 MM

TENSILE STRENGTH: 430 MPA

NOTE - USE OF A MATERIAL WITH A CONDUCTIVITY ≤ 20% IACS AT 68° F SHOULD BE APPROVED BY PACKARD ELECTRIC.

MATING TERMINAL INFORMATION

SCALE 8:1

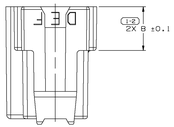

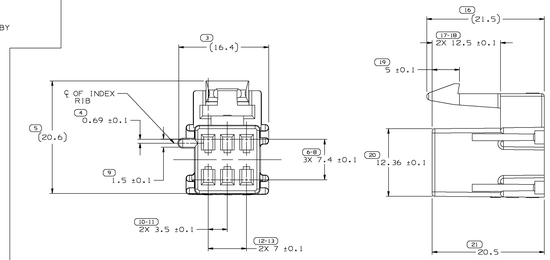

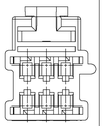

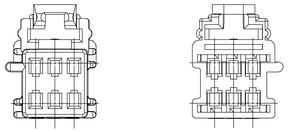

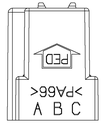

OPTIONAL CONSTRUCTION
(FOR MOLDING PURPOSES)

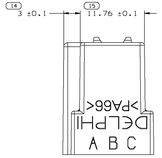

NOTES

1. UNLESS OTHERWISE SPECIFIED AND/OR INDICATED: DIMENSIONS ARE TO FACE OF VIEW SHOWN AND AUTOMATICALLY ROUNDED BY COMPUTER FOR INSPECTION (SEE MATH MODEL FOR PRECISE DIMENSIONS). FOR ALL OTHER DIMENSIONS NOT SHOWN BUT REQUIRED FOR TOOL BUILD, SEE MATH MODEL FOR PRECISE TOOL PATH DATA.
2. THIS PART ACCEPTS THE FOLLOWING COMPONENTS OR EQUIVALENT: CAVITIES TO ACCEPT 12047883 TERMINAL. MAX INSULATION CRIMP MUST BE LESS THAN 2.65 HIGH AND 2.7 WIDE. SECONDARY TERMINAL LOCK 12064764 (2 PER CONNECTOR) CONNECTOR POSITION ASSURANCE LOCK 12052834
3. THIS CONNECTOR WILL PASS THROUGH A Ø24.5 MIN HOLE.
4. MATING COMPONENTS OR EQUIVALENT: CONNECTOR 12064763
5. MATERIAL RECYCLING CODE >PA66< PER SAE J1344. (2.31X(0.1) RAISED CHARACTERS AS SHOWN TO BE LOCATED ON ANY EXTERIOR SURFACE. OPTIONAL CONSTRUCTION TO BE NO MATERIAL RECYCLING CODE.
6. (2.31X(0.1) RAISED DELPHI CORPORATE BRAND TO BE LOCATED ON ANY EXTERIOR SURFACE, PREFERABLY VISIBLE AT FINAL ASSEMBLY. OPTIONAL CONSTRUCTION TO BE "PED" OR NO LOGO.

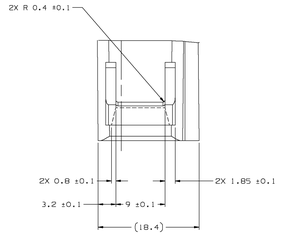

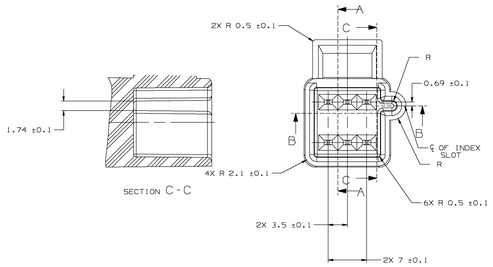

SECTION C-C

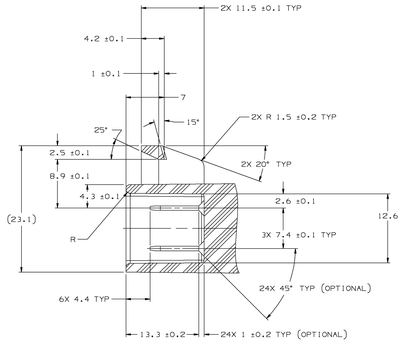

SECTION A-A

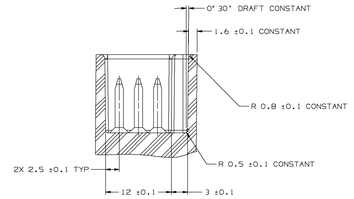

SECTION B-B

MATING CONNECTOR INFORMATION

NOTES

1. UNLESS OTHERWISE SPECIFIED AND/OR INDICATED: DIMENSIONS ARE TO FACE OF VIEW SHOWN AND AUTOMATICALLY ROUNDED BY COMPUTER FOR INSPECTION (SEE MATH MODEL FOR PRECISE DIMENSIONS). FOR ALL OTHER DIMENSIONS NOT SHOWN BUT REQUIRED FOR TOOL BUILD, SEE MATH MODEL FOR PRECISE TOOL PATH DATA. ALL RADII 0.5
   DRAFT IS 0° 30' ON ALL OUTSIDE SURFACES
2. TERMINALS MUST WITHSTAND A MINIMUM PUSHOUT FORCE OF 89 N (20 LBS).
3. RECOMMENDED BODY MATERIAL: POLYESTER OR EQUIVALENT THERMOPLASTIC.

(21) PROCESS SENSITIVE DIMENSION	
SUBOPTIMAL (INCLUDES N/ I INDICATES REFERENCE DIMENSION AND NO TOLERANCE LIMITS ARE ATTACHED)	REFERENCE

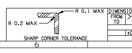

LINEAR TOLERANCE (MM)									
FROM	>0	>3	>6	>30	>10	>100	>1200	>2000	>3000
TO	3	6	30	10	100	1200	2000	3000	600
TOLERANCE UNLESS OTHERWISE SPECIFIED									
±0.15	±0.2	±0.3	±0.5	±0.8	±1	±1.2	±2	±3	±4
ANGULAR TOLERANCE ±2°									

THIRD ANGLE PROJECTION

DO NOT SCALE

USE MATH DATA

DELPHI

DELPHI PACKARD ELECTRIC SYSTEMS
WARREN,OH

DWG TYPE	PART DRAWING	
STYLE		
VOLUME (CM³) 2.374	SYSTEM CODE	
ROUTING 6900		
APVD4		

UNLESS OTHERWISE SPECIFIED
THIS DOCUMENT IS IN ACCORDANCE WITH ASME Y14.5M-1994 DIMENSIONING AND TOLERANCING, ASME Y14.100-1998 TOLERANCING ASSUMES: (SIZE) ALL DIMENSIONS TO CONSISTS OF SIZE, FORM, ORIENTATION, AND LOCATION. ALL DIMENSIONS ARE FOCUS ON SIZE, WITH RELEVANCE BETWEEN FEATURES TO ESTABLISHED BY ORIENTATION OR LOCATION TOLERANCES. ALL DIMENSIONS ARE ASSUMED TO BE BASIC REGARDLESS, REGARDLESS OF DATUM REFERENCE.

	DATE	
DR	L. E. TURKSON	16SEP87
APVD1	D. D. HOOBER	24SEP87
APVD2	S. A. NORLING	20DEC87
APVD3	B. PETROSKY	20DEC87
APVD4		
APVD5		

MATERIAL: SUBSTANCES OF CONCERN AND RECYCLED CONTENT PER DELPHI (DWF600)

M3592012 PA66 HS IM GRA LT

DRAWING NAME: CONN 6F M/P 150

DRAWING NUMBER						
12064762						
SIZE	SCALE	FRAME NO	SHEET NO	STS	REV	N/P
A1x3	4:1	2 OF 2	1 OF 1	R	03	AB

DRAWING NUMBER						
12064762						
SIZE	SCALE	FRAME NO	SHEET NO	STS	REV	N/P
A1x3	4:1	1 OF 2	1 OF 1	R	03	AB

Sa74051