SYMBOL DEFINITION		
A DIMENSION WITHOUT AN INSPECTION REPORT SYMBOL ( ) DOES NOT REQUIRE INSPECTION. IT MAY BE CONTROLLED ON THE INDIVIDUAL COMPONENT DRAWING.	TOTAL NO OF INSPECTIONS REQUIRED	9
	LAST NO. USED	8

MISSING SYMBOLS
NO MISSING SYMBOL NUMBER

DWG STATUS					ZONE	REVISION HISTORY	AUTH	DR	APVD 1	APVD 2
DATE	STG	REV	N/P	CHG						
12N003	R	01	-	-		ALL ACTIVE PARTS - REDRAWN TO PD AND REVISED GRAPHICS	247796	LOA	FKV	RD
17MR04	R	02	-	-		12033979 - REVISED CHART TO CORRECT REVISION LEVEL	252842	ADK	ADK	ET
29N006	R	03	-	-		ALL ACTIVE PARTS - ADDED TYPE 101 & 102	287336	SGM	SGM	MO

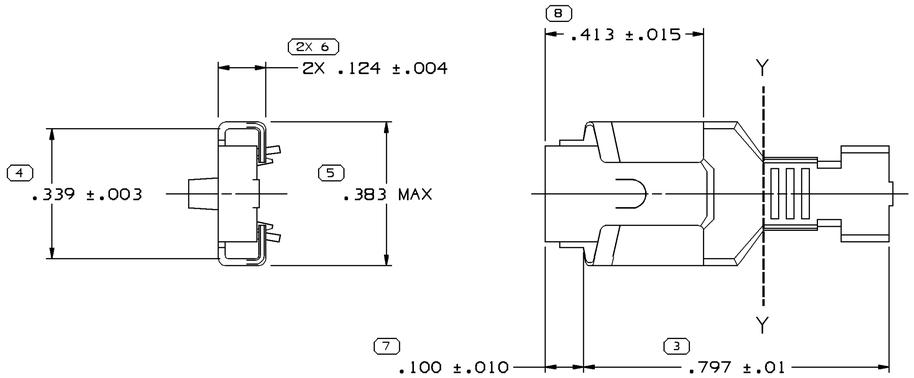

TYPE 101

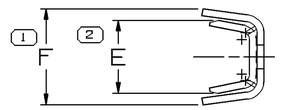

VIEW TO Y-Y

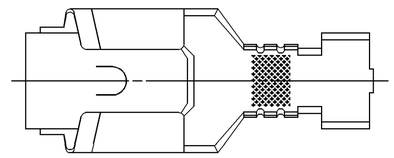

TYPE 102
SAME AS TYPE 101
EXCEPT AS SHOWN

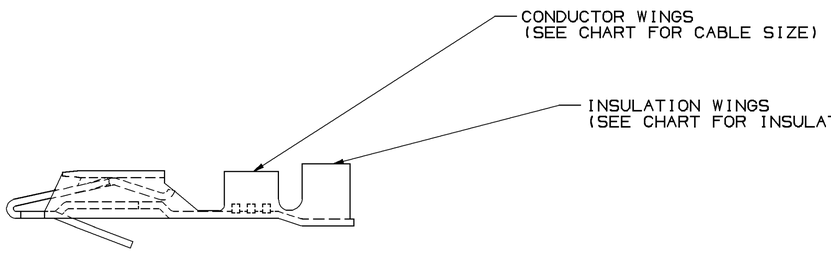

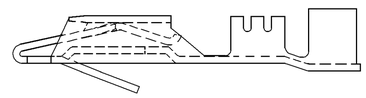

NOTES

1. UNLESS OTHERWISE SPECIFIED AND/OR INDICATED: DIMENSIONS ARE TO FACE OF VIEW SHOWN AND AUTOMATICALLY ROUNDED BY COMPUTER FOR INSPECTION (SEE MATH MODEL FOR PRECISE DIMENSIONS). FOR ALL OTHER DIMENSIONS NOT SHOWN BUT REQUIRED FOR TOOL BUILD, SEE MATH MODEL FOR PRECISE TOOL PATH DATA.

2. "PXX" INDICATES "P" PLUS LAST TWO DIGITS OF MAKE DIE SERIES NUMBER (P01, P02, P03, ETC).

				.018X1.500		12033980	A2	-		M1573068	102	0.8-0.5	3.13-2.03	19	X	-	.125	.195
				.018X1.500		12033979	A2	-		M1573068	102	0.8-0.5	3.13-2.03	19	-	X	.125	.195
12033977	A		OBSOLETE	.018X1.500	M1403068	12033978	A2	-		M1573068	102	0.8-0.5	3.13-2.03	19	X	X	.125	.195
				.018X1.500		12015685	D	-	OBSOLETE	M1573068	101	0.8-0.5	3.13-2.69	19	X	-	.135	.185
				.018X1.500		06288815	AH	2		M1573068	101	TWO 0.8-0.5	2.40-2.03	2.19	-	X	.190	.250
				.018X1.500		06288814	AJ	-	OBSOLETE	M1573068	101	0.8-0.5	2.40-2.03	19	-	X	.135	.175
				.018X1.500		06288811	AG	-	OBSOLETE	M1573068	101	TWO 2.0-1.0	3.97-3.36	2.15	-	X	.230	.385
				.018X1.500		06288810	AG	2		M1573068	101	TWO 2.0-1.0	3.05-2.48	2.15	-	X	.230	.305
				.018X1.500		06288809	AH	2		M1573068	101	2.0-1.0	3.97-3.36	15	-	X	.155	.230
				.018X1.500		06288808	AH	2		M1573068	101	2.0-1.0	3.05-2.48	15	-	X	.155	.185
				.018X1.500		06288785	AH	-	OBSOLETE	M1573068	101	0.8-0.5	3.13-2.69	19	X	X	.135	.185
02984149	AG		OBSOLETE	.018X1.500	M1403068	02984008	AG	2		M1573068	101	TWO 2.0-1.0	3.97-3.36	2.15	X	X	.230	.385
02984148	AH		OBSOLETE	.018X1.500	M1403068	02977448	AH	2		M1573068	101	2.0-1.0	3.97-3.36	15	X	X	.155	.230
02973105	AH		OBSOLETE	.018X1.500	M1403068	02973216	AH	2		M1573068	101	2.0-1.0	3.05-2.48	15	X	X	.155	.185
02973104	AG		OBSOLETE	.018X1.500	M1403068	02973215	AG	2		M1573068	101	TWO 2.0-1.0	3.05-2.48	2.15	X	X	.230	.305
02973236	AJ		OBSOLETE	.018X1.500	M1403068	02965805	AJ	-	OBSOLETE	M1573068	101	0.8-0.5	2.4-2.03	19	X	X	.135	.175
02973235	AH		OBSOLETE	.018X1.500	M1403068	02965806	AH	2		M1573068	101	TWO 0.8-0.5	2.4-2.03	2.19	X	X	.190	.250
PART NO	REV	N/P	STATUS	MAT'L SIZE	MAT'L SPEC	PART NO	REV	N/P	STATUS	MAT'L SPEC	TYPE	SIZE (MM^2)	DIA (MM)	ID	NIB	TANG	E±0.015	F±0.015
UNPLATED						TIN PLATED						CABLE			FEATURES			

(6) PROCESS SENSITIVE DIMENSION

DIMENSIONS ENCLOSED IN ( ) INDICATE REFERENCE DIMENSIONS AND NO TOLERANCE LIMITS ARE ESTABLISHED

DIMENSIONAL RANGE (IN)		CHART J
FROM	0	>.500
TO	.500	
TOLERANCE UNLESS OTHERWISE SPECIFIED		
±.005		±.010
ANGULAR TOLERANCE ±2°		

DWG TYPE: PART DRAWING

STYLE

VOLUME (CM^3)

DISTR CODE: D

UNLESS OTHERWISE SPECIFIED

THIS DOCUMENT IS IN ACCORDANCE WITH ASME Y14.5M-1994 AS AMENDED BY THE GM GLOBAL DIMENSIONING AND TOLERANCING ADDENDUM-2001. SEPARATE PATTERNS OF FEATURES MAY BE MADED SEPARATELY REGARDLESS OF DATUM REFERENCES.

ALL DIMENSIONS ARE IN INCHES

REFERENCE

THIRD ANGLE PROJECTION

DO NOT SCALE

USE MATH DATA

CAD UG UNIGRAPHICS

DELPHI

DELPHI PACKARD ELECTRIC SYSTEMS
WARREN, OH

		DATE
DR		
APVD1	LUIS ORDUNA A.	12N003
APVD2	FCO. W. KOPCA	14N003
APVD3	RICHARD DICINTIO	26N003
APVD4		
APVD5		

SUBSTANCES OF CONCERN AND RECYCLED CONTENT PER DELPHI 10949001

MATERIAL: SEE CHART

DRAWING NAME: TAXI TERM F 59 SERIES

DRAWING NUMBER: 02962867

SIZE	SCALE	FRAME NO	SHEET NO	STG	REV	N/P
A1	5:1	1 OF 1	1 OF 3	R	03	-

User: B27818
Part: 02962867-CUS01-S01
Message:
Date: 30-Nov-06 Time: 11:35