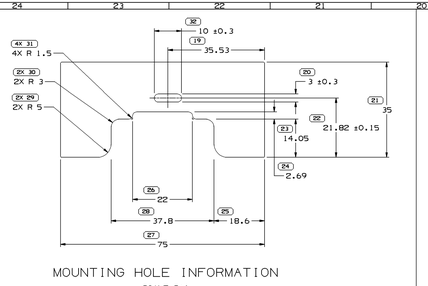

MOUNTING HOLE INFORMATION

SCALE 2:1

INSPECTION SYMBOLS SHOWN IN THIS VIEW ARE FOR REFERENCE ONLY

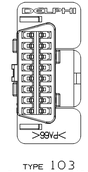

TYPE 103
SAME AS TYPE 101
EXCEPT AS SHOWN
SCALE 2:1

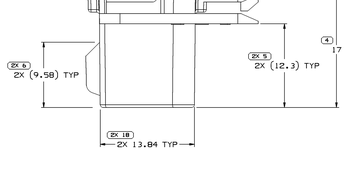

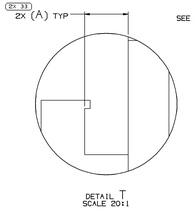

DETAIL T
SCALE 20:1

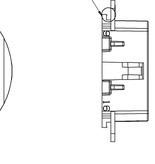

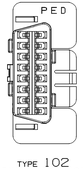

TYPE 102
SAME AS TYPE 101
EXCEPT AS SHOWN
SCALE 2:1

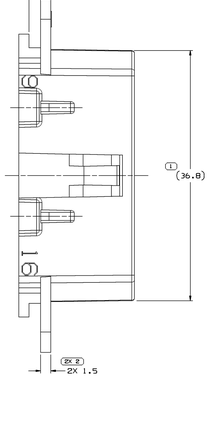

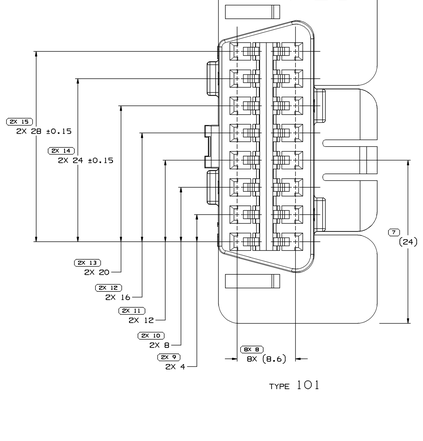

TYPE 101

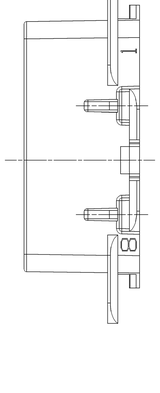

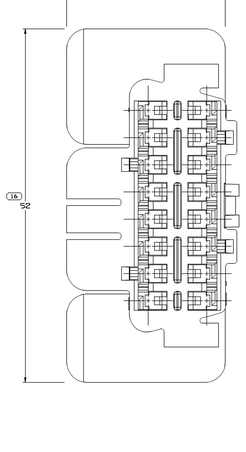

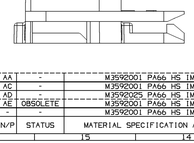

NOTES

1. UNLESS OTHERWISE SPECIFIED AND/OR INDICATED: DIMENSIONS ARE TO FACE OF VIEW SHOWN AND AUTOMATICALLY ROUNDED BY COMPUTER FOR INSPECTION (SEE MATH MODEL FOR PRECISE DIMENSIONS). FOR ALL OTHER DIMENSIONS NOT SHOWN BUT REQUIRED FOR TOOL BUILD, SEE MATH MODEL FOR PRECISE TOOL PATH DATA.
2. MATERIAL RECYCLING CODE PER ISO 11469. (21)X(0.1) CHARACTERS AS SHOWN TO BE LOCATED ON ANY EXTERIOR SURFACE.
3. REFERENCE MATING COMPONENTS OR EQUIVALENT:
   CONNECTOR 12110256
4. THIS PART ACCEPTS THE FOLLOWING COMPONENTS OR EQUIVALENT:
   TERMINAL 12129373
   MAX INSULATION CRIMP MUST BE LESS THAN 3.42 HIGH AND 2.7 WIDE.
   SECONDARY TERMINAL LOCK 12160437
   COVER 12146933
5. (21)X(0.1) DELPHI CORPORATE BRAND TO BE LOCATED ON ANY EXTERIOR SURFACE, PREFERABLY VISIBLE AT FINAL ASSEMBLY. OPTIONAL CONSTRUCTION TO BE "PED".

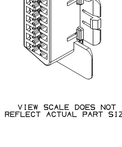

VIEW SCALE DOES NOT REFLECT ACTUAL PART SIZE

SYMBOL DEFINITION		MISSING SYMBOLS	
A DIMENSION WITHOUT AN INSPECTION REPORT SYMBOL (▢) DOES NOT REQUIRE INSPECTION. IT MAY BE CONTROLLED ON THE INDIVIDUAL COMPONENT DRAWING.	TOTAL NO OF INSPECTIONS REQUIRED	62	NO MISSING SYMBOL NUMBER
	LAST NO. USED	33	

DWG STATUS DATE	STS	REV	N/P	CHG	ZONE	REVISION HISTORY	AUTH	DR	APVD 1	APVD 2
28JA02	R	01	-	-		15397747 - RELEASED 15317575 & 15355356 - WERE SEPARATE DWGS	JRN	TRG	RP	
13JA02	R	02	-	-		CHANGED DIMENSION TO REFERENCE - 1 PLACE	229266	CJC	CJC	RAP
06APR03	R	03	-	-		15462036 - RELEASED	237289	MAM	MAM	MP
10JN03	R	04	-			15355356, 15397747 & 15462036 - REVISED (CONVERTED) TO TYPE 102:1 ALL PARTS - ADDED TYPE HEADER TO CHART	239520	AMB	AMB	MP
28DC03	R	05	-	-		15397747 - REVISED LOCK ARM AND ADDED TYPE 103	247975	MAM	MAM	MP
26JA04	R	06	-	-		15488184 - RELEASED; 15317575 - REVISED TO CORRECT REVISION LEVEL; 15397747 - REVISED GRAPHICS TO TYPE 102	250617	ADK	ADK	MLP
14APR04	R	07	-	-		ALL PARTS - REVISED LOCK RAMP TO MATCH TOOL, REVISED TOLERANCE ON TOO.	252979	LLJ	LLJ	BG
12M104	R	08	-	-		15355356 - OBSOLETE AND REPLACED BY 15462036	254919	TLD	TLD	BG
09NO04	R	09	-	-		15462036 - UPDATED PDM ATTRIBUTES	260941	ADK	ADK	BG
12AP07	R	10	-	-		15317575 - UPDATED PDM ATTRIBUTES	400954	JBD	TRG	JDS

PART NO	REV	N/P	STATUS	MATERIAL SPECIFICATION AND COLOR	MATING SHEET METAL THICKNESS (A)	VOL cm³	TYPE	REPLACED BY
15488184	01	AA	-	M3592001 PA66 HS IM BLK	2 MM	5.316	103	
15462036	01	AC	-	M3592001 PA66 HS IM BLK	2 MM	5.295	102	
15397747	01	AD	-	M3592025 PA66 HS IM GRA	2 MM	5.294	102	
15355356	01	AE	OBSOLETE	M3592001 PA66 HS IM BLK	1.6 MM	5.306	102	15462036
15317575	A6	-	-	M3592001 PA66 HS IM BLK	1.7 MM	5.302	101	

DRAWING NUMBER 15428156
SIZE A1x3 | SCALE 5:1 | SHEET 2 OF 2 | SHEET NO 1 OF 1 | REV R | NO 10 | N/P -

DELPHI
DELPHI PACKARD ELECTRICAL/ELECTRONIC ARCHITECTURE
WARREN, OH

		DATE
DR		
APVD1	JOSE HDEZ NOVOA	28JA02
APVD2	FCO. RESENDIZ	29JA02
APVD3	RON PUAL	30JA02
APVD4		
APVD5		

SUBSTANCES OF CONCERN AND RECYCLED CONTENT PER DELPHI (2PAR02).

DWG TYPE: PART DRAWING
STYLE:
VOLUME CDP: SEE CHART
SIZE: D
UNLESS OTHERWISE SPECIFIED

THIS DOCUMENT IS IN ACCORDANCE WITH ASME Y14.5M-1994 AS ENDORSED BY DELPHI. DIMENSIONS ARE EXPRESSED IN MILLIMETERS. ANGLES ARE EXPRESSED IN DEGREES. ALL DIMENSIONS AND RELATED DATUMS APPLY ONLY TO THE PART FORM IT DEFINES. THIS DOCUMENT DOES NOT DEFINE THE FORM OF THE SURFACE CONTROLLED BY DIMENSIONS OR LOCATION TOLERANCES. THIS DOCUMENT IS THE PROPERTY OF DELPHI AND MAY BE REPRODUCED OR DISCLOSED BY ANY PERSON WITHOUT WRITTEN AUTHORIZATION FROM DELPHI.

ALL DIMENSIONS ARE IN MILLIMETERS

REFERENCE

(16) PROCESS SENSITIVE DIMENSION

DIMENSIONS ENCLOSED IN () INDICATE REFERENCE DIMENSION, NO 4G TOLERANCE LIMITS ARE ESTABLISHED

ALTERNATIVE ROUND UNITS										
FROM	0	20	50	80	120	180	250	315	400	500
TO	20	50	80	120	180	250	315	400	500	600

TOLERANCE UNLESS OTHERWISE SPECIFIED
(0.1)(1.0)(4.0)(10.0)(25.0)(63.0)(100.0)(1.0)(1.0)
ANGULAR TOLERANCE ±2°

THIRD ANGLE PROJECTION

DO NOT SCALE

USE MATH DATA

DRAWING NUMBER 15428156
SIZE A1x3 | SCALE 5:1 | SHEET NO 1 OF 2 | SHEET NO 1 OF 1 | REV R | NO 10 | N/P -

15428156