

WPC 250 CONN.



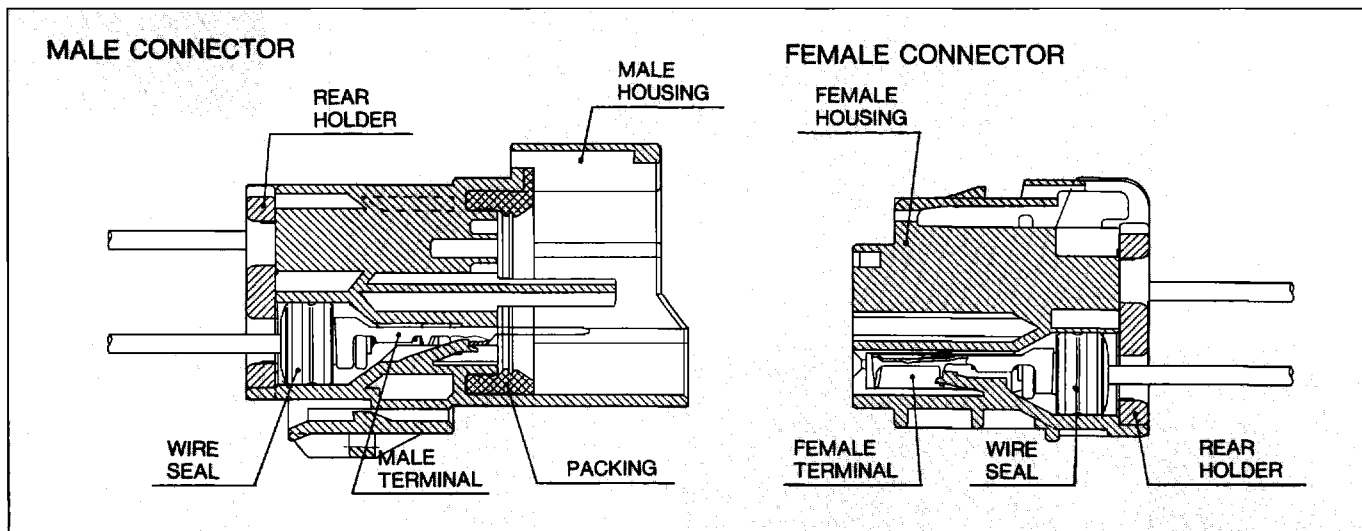
WPC 250 CONNECTOR

THE BLADE WIDTH OF MALE TERMINAL OF THIS SEALED CONNECTOR IS 0.250 INCHES.

(DISTINCTIVE FEATURES)

1. IMPROVED DESIGN OF MATING FEELING BETWEEN MALE AND FEMALE CONNECTORS FOR HIGHER RELIABILITY.
INDIVIDUAL WIRE SEAL DESIGN.
2. SEALING PERFORMANCE OF WIRE SEAL AND TERMINALS HAS BEEN IMPROVED BY CRIMPING AND REAR HOLDER.

CONSTRUCTION



SPECIFICATIONS

HEAVY TYPE TERMINAL PART NUMBER IN PARENTHESIS.

MATERIAL	HOUSING	PBT
	MALE TERMINAL	BRASS (TIN PLATING)
	FEMALE TERMINAL	BRASS(TIN PLATING)<BODY:COPPER ALLOY(TIN PLATING)SPRING:COPPER ALLOY(TIN PLATING)>
*CURRENT CAPACITY (REFERENCE)		20A
RESISTANCE AT LOW VOLTAGE		3mΩ MAX. (INITIAL VALUE)
INSULATION RESISTANCE		DC500V 100MΩ MIN.
DIELECTRIC STRENGTH		AC1000V (1 min.)

*CURRENT CAPACITY WILL BE AFFECTED BY CONDITIONS SUCH AS POLE QUANTITY, WIRE SIZE, AMBIENT TEMPERATURE, ETC.

PART NUMBER CHART

HEAVY TYPE TERMINAL PART NUMBER IN PARENTHESIS.

PART NAME	MALE TERMINAL	FEMALE TERMINAL
TERMINAL	7114-2873-02	7116-2873-02(7116-2878)
	7114-2874-02	7116-2874-02(7116-2879)

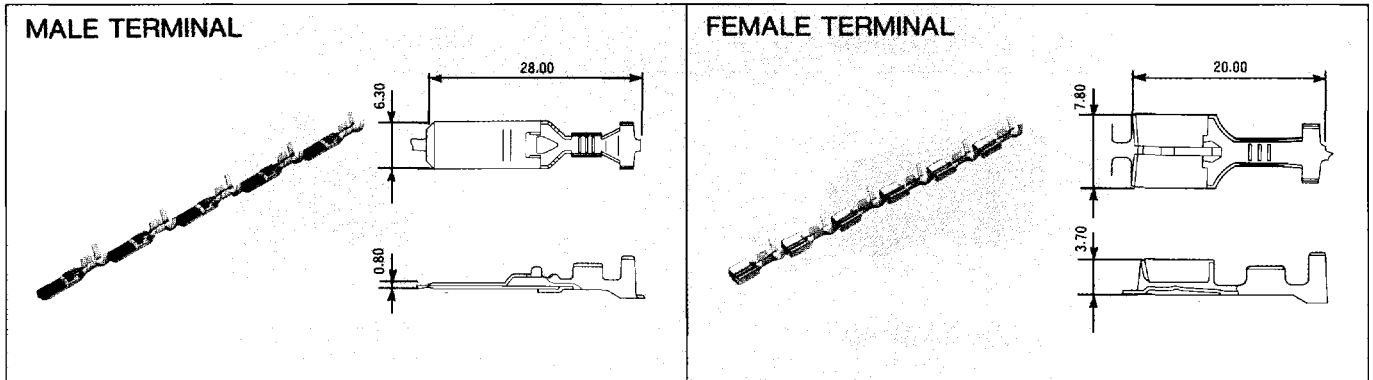
PART NAME	COMMON FOR MALE AND FEMALE
WIRE SEAL	7157-3576-60
	7157-3577-90
	7157-3572-80 (CAVITY PLUG)

PART NAME	POLES	MALE CONNECTOR		FEMALE CONNECTOR	
		HOUSING	REAR HOLDER	HOUSING	REAR HOLDER
HOUSING	1	7222-6510-40	---	7123-6510-40	---
	2	7222-6520-40	7157-6721	7123-6520-40	7157-6721
	3	7222-6530-40	7157-6731	7123-6234-40	7157-6731
	4	7222-6540-40	7157-6741	7123-6244-40	7157-6741
	5	7222-6550-40	7157-6751	7123-6550-40	7157-6751

OTHER HOUSING COLORS ARE AVAILABLE TO MEET YOUR REQUEST.

TERMINAL

UNIT:mm

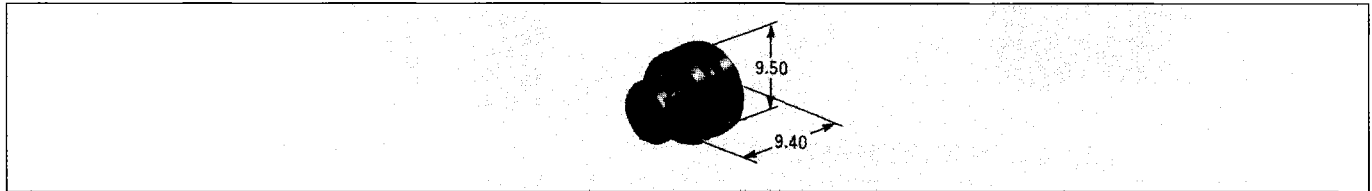


■ SPECIFICATIONS

PART NAME	PART NUMBER	MATERIAL	TREATMENT	MATERIAL THICKNESS
MALE TERMINAL	7114-2873-02	BRASS	TIN PLATING	t=0.4
	7114-2874-02			
FEMALE TERMINAL	7116-2873-02	BRASS	TIN PLATING	t=0.32
	7116-2874-02			
	7116-2878	BODY: COPPER ALLOY SPRING: COPPER ALLOY		
	7116-2879			

WIRE SEAL

UNIT:mm



■ SPECIFICATIONS

PART NAME	PART NUMBER	MATERIAL	COLOR	NOTE
WIRE SEAL	7157-3576-60	SILICONE	GREEN	
	7157-3577-90	SILICONE	BLUE	
	7157-3572-80	SILICONE	BROWN	CAVITY PLUG

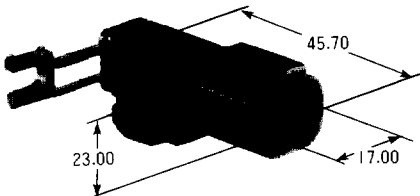
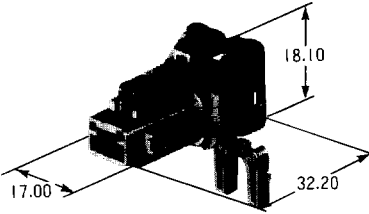
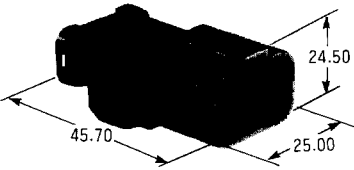
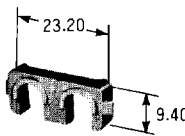
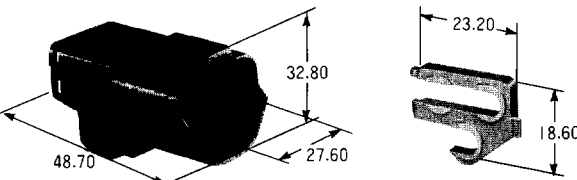
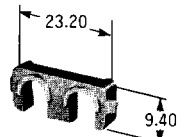
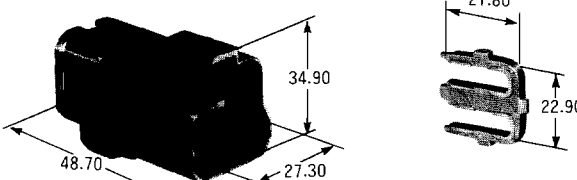
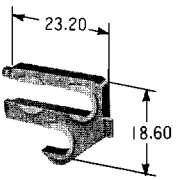
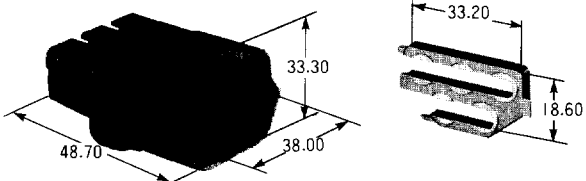
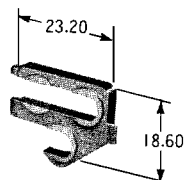
● APPLICABLE WIRE CHART

HEAVY TYPE TERMINAL PART NUMBER IN PARENTHESIS.

PART NAME	WIRE SIZE (mm ²)	WIRE TYPE	PART NUMBER	PART NUMBER OF WIRE SEAL
MALE TERMINAL	0.5	AVS	7114-2873-02	7157-3576-60
	0.85	AVS		
	1.25	AVS		
	2	AVS	7114-2874-02	7157-3577-90
	2f	AVSS		
	3	AVS		
FEMALE TERMINAL	0.5	AVS	7116-2873-02 (7116-2878)	7157-3576-60
	0.85	AVS		
	1.25	AVS		
	2	AVS	7114-2874-02 (7116-2879)	7157-3577-90
	2f	AVSS		
	3	AVS		

HOUSING MATERIAL: PBT

UNIT: mm

POLES	MALE HOUSING	FEMALE HOUSING
1	 <p>7222-6510-40</p>	 <p>7123-6510-40</p>
2	 <p>7222-6520-40(7157-6721)</p>	 <p>7123-6520-40(7157-6721)</p>
3	 <p>7222-6530-40(7157-6731)</p>	 <p>7123-6234-40(7157-6731)</p>
4	 <p>7222-6540-40(7157-6741)</p>	 <p>7123-6244-40(7157-6741)</p>
5	 <p>7222-6550-40(7157-6751)</p>	 <p>7123-6550-40(7157-6751)</p>

REAR HOLDER PART NUMBER IN PARENTHESIS.