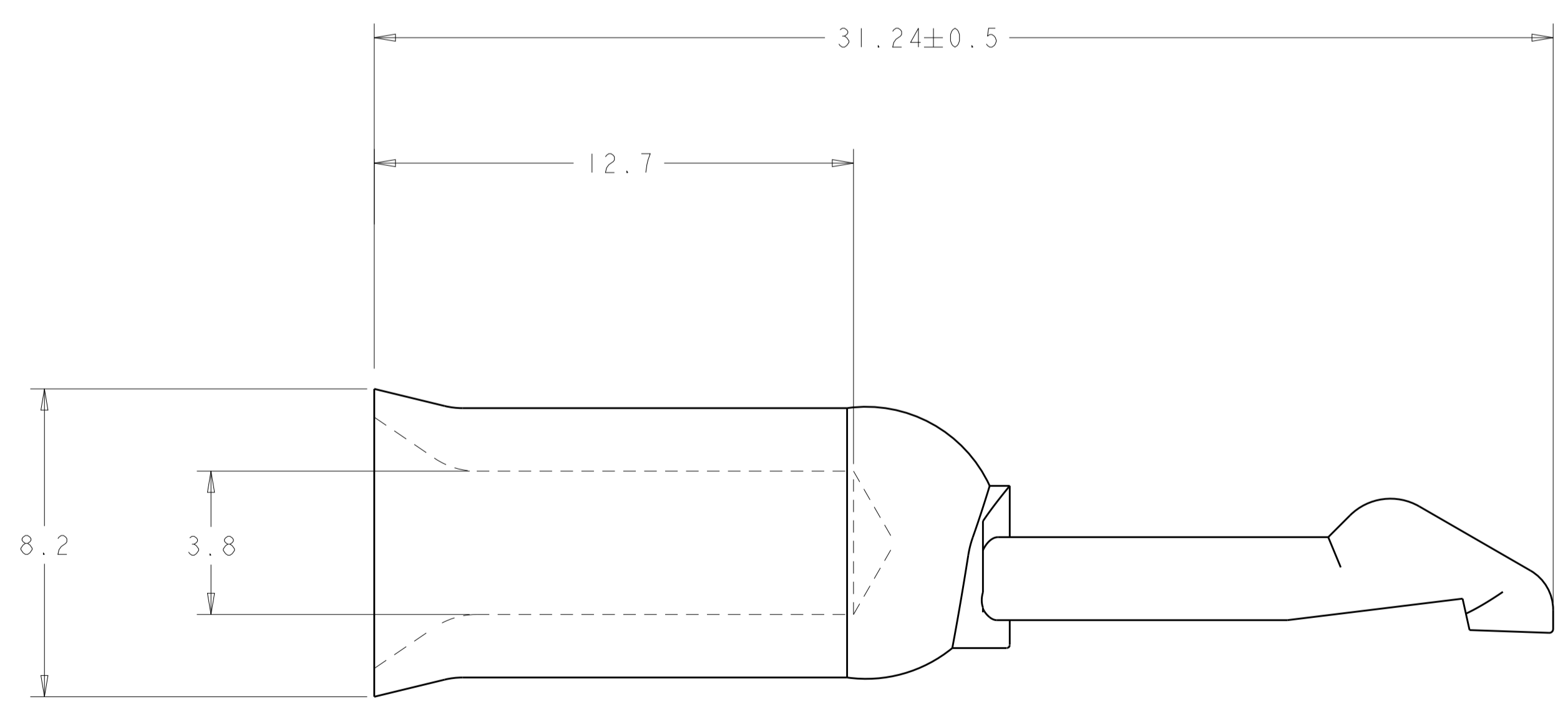
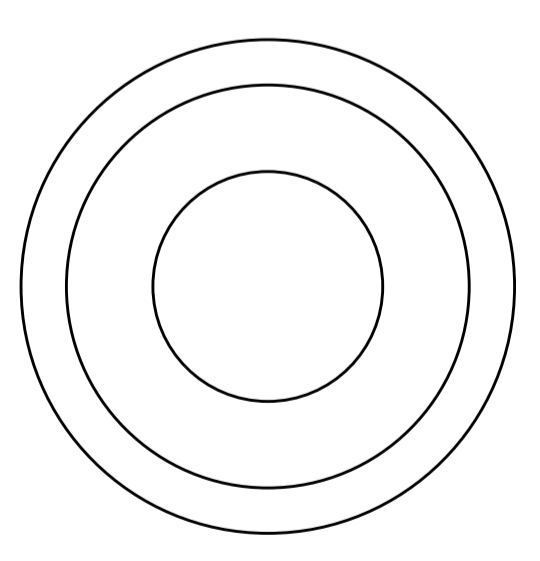
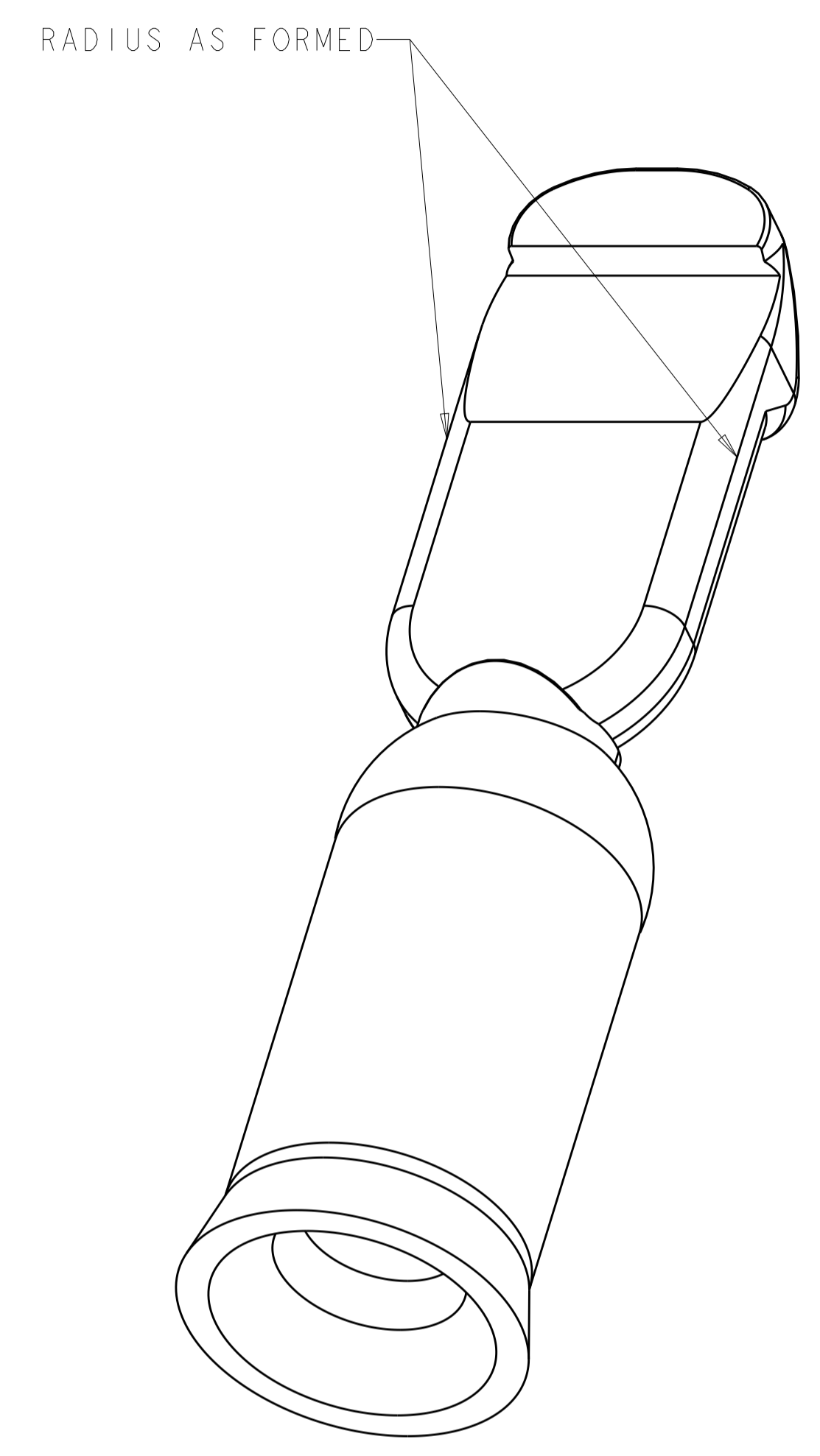
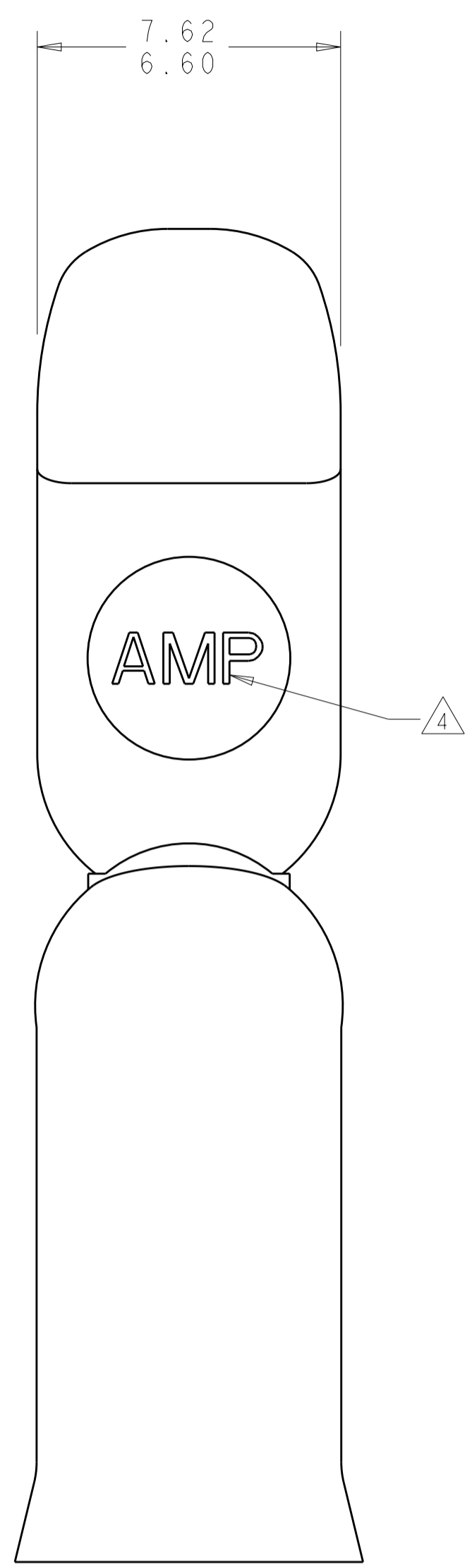


LOC	DIST	REVISIONS			
P	LTN	DESCRIPTION	DATE	DMN	APVD
A		REVISED PER 0G3B-0944-03	12-DEC-03	KW	JE
B		ECO-08-008748	15APR2008	KW	SR
B1		REVISED PER ECO-08-018053	23JUL2008	HMR	SR
C		REVISED PER ECR-18-000415	19JAN2018	RS	SZ



1. MATERIAL: COPPER
 2. PLATING: SILVER
 3. THIS PRODUCT HAS PASSED VERIFICATION AND AGENCY APPROVALS TESTING AND IS COMPONENT RECOGNIZED PER UL 1977 AND CSA 22.2. TYCO ELECTRONICS PRODUCT QUALIFICATION TESTING IS NOT YET COMPLETE.
- △ STAMP MARK MAY BE ROTATED

METRIC

647879-1
PART NO

<small>THIS DRAWING IS UNPUBLISHED. RELEASED FOR PUBLICATION. IT IS THE POLICY OF TYCO ELECTRONICS CORPORATION TO CONTROL THE DISTRIBUTION OF THIS DRAWING TO THE EXTENT NECESSARY TO PROTECT THE COMPANY'S INTERESTS. UNLESS OTHERWISE SPECIFIED, THIS DRAWING IS THE PROPERTY OF TYCO ELECTRONICS CORPORATION AND IS NOT TO BE REPRODUCED OR TRANSMITTED IN ANY FORM OR BY ANY MEANS, ELECTRONIC OR MECHANICAL, INCLUDING PHOTOCOPYING, RECORDING, OR BY ANY INFORMATION STORAGE AND RETRIEVAL SYSTEM, WITHOUT THE WRITTEN PERMISSION OF TYCO ELECTRONICS CORPORATION.</small>		DWN K. WHITAKER 05-FEB-04 CHK J. ELLIS 05-FEB-04 APVD J. ELLIS 05-FEB-04	Tyco Electronics Harrisburg, PA 17105-3608
DIMENSIONS: mm 	TOLERANCES UNLESS OTHERWISE SPECIFIED: 0 PLC ± 1 PLC ± 2 PLC ±0.13 3 PLC ± 4 PLC ± ANGLES ±5 FINISH	NAME CONTACT, 10-12 AWG, AMP POWER SERIES 50 / 75 APPLICATION SPEC SIZE CAGE CODE DRAWING NO A1 00779 C=647879 RESTRICTED TO	CUSTOMER DRAWING SCALE 8:1 SHEET 1 OF 1 REV C