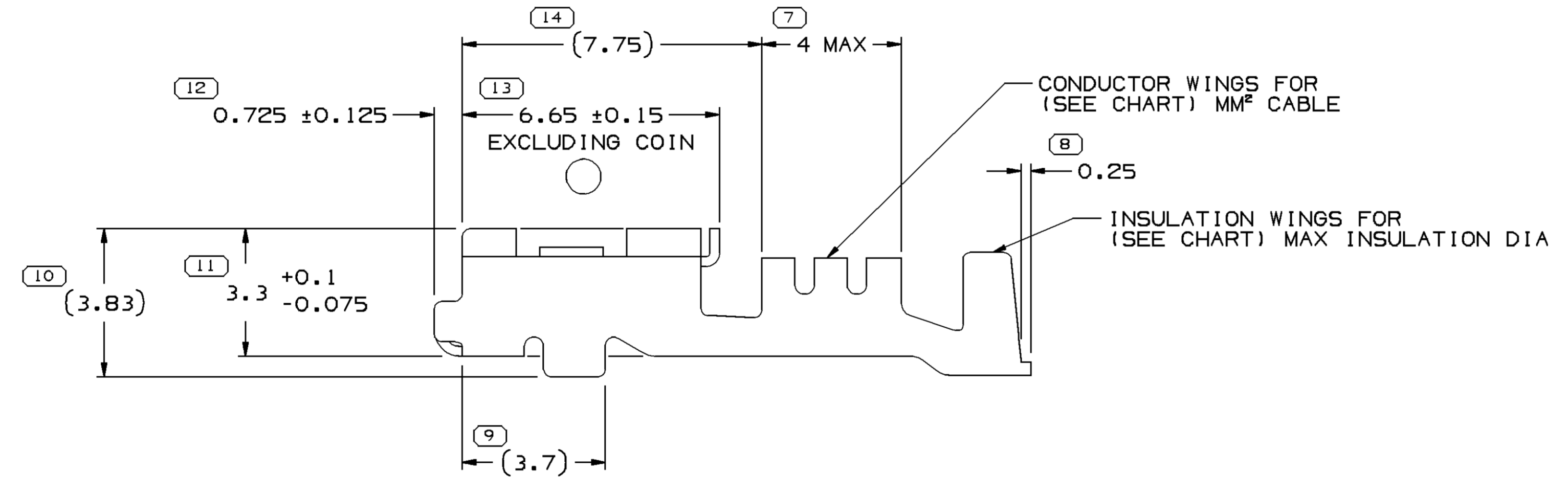
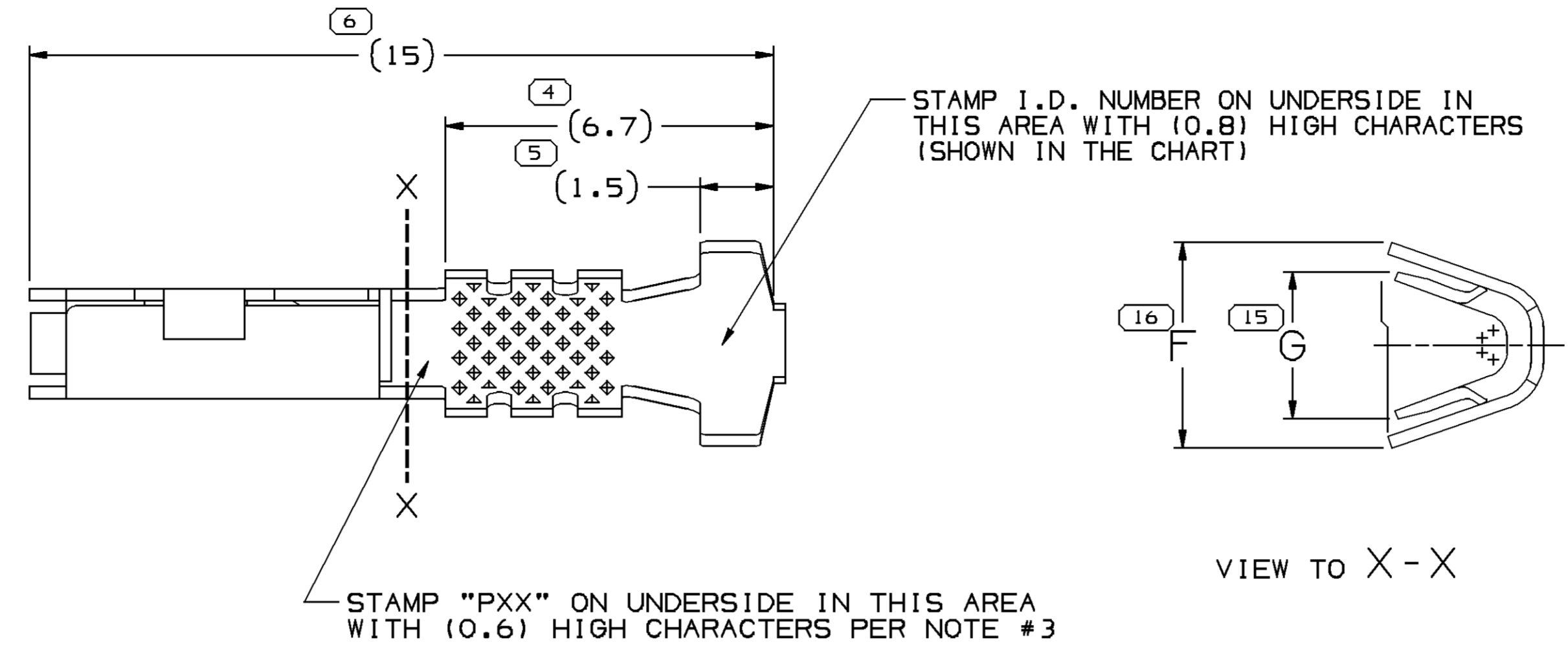
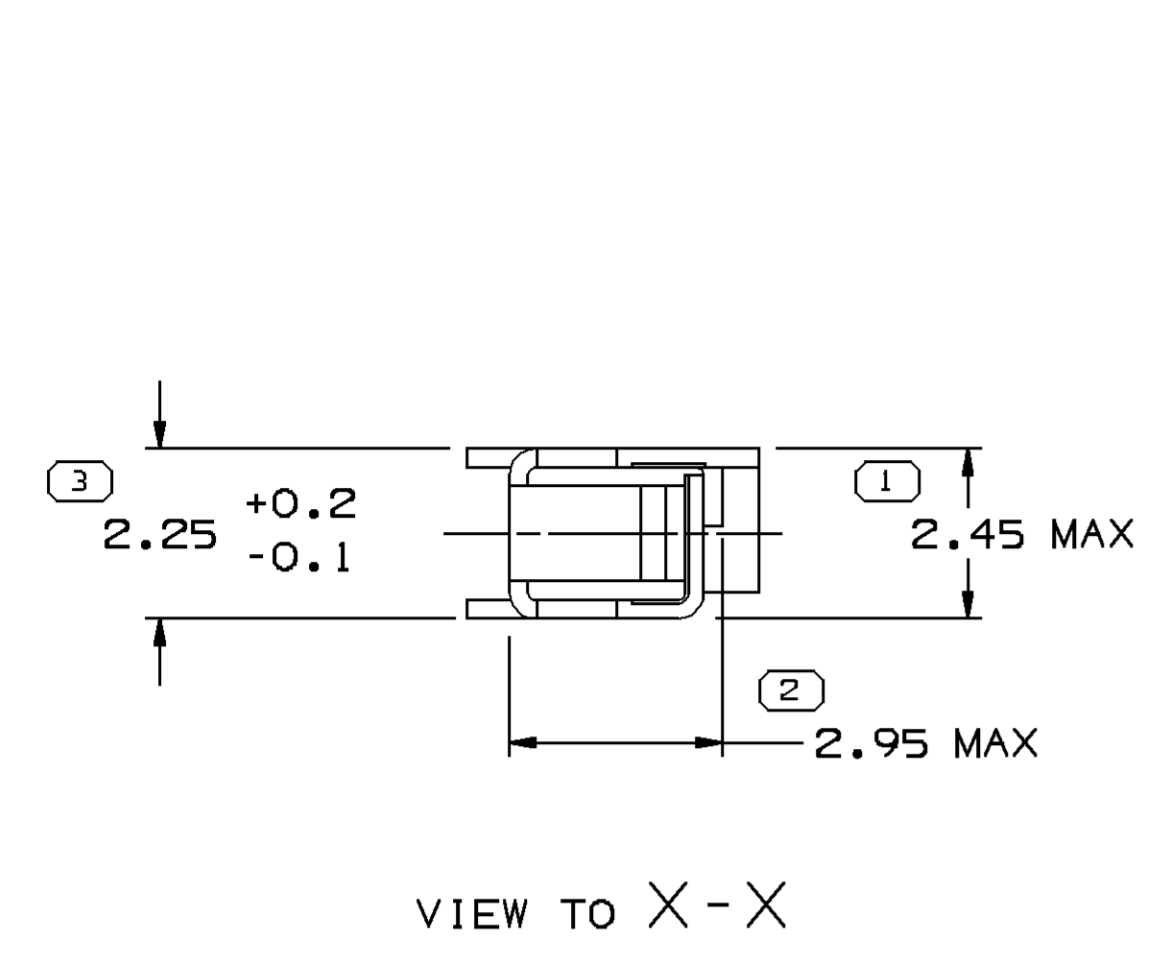


SYMBOL DEFINITION		MISSING SYMBOLS	
A DIMENSION WITHOUT AN INSPECTION REPORT SYMBOL () DOES NOT REQUIRE INSPECTION. IT MAY BE CONTROLLED ON THE INDIVIDUAL COMPONENT DRAWING.	TOTAL NO OF INSPECTIONS REQUIRED	NO MISSING SYMBOL NUMBER	
	16		
	LAST NO. USED		
	16		

DWG STATUS				ZONE	REVISION HISTORY	AUTH	DR	APVD1	APVD2
DATE	STG	REV	N/P						
15AU01	R	06	-	-	ALL PARTS - REVISED MAT'L SIZE AND MAT'L SPEC	211578	ESF	EAR	GMC
18SE03	R	07	-	-	12129484 - UPDATED PDM ATTRIBUTES 12129373 - UPDATED PDM ATTRIBUTES	245985	ADK	BB	TM
17FE04	R	08	-	-	ALL PARTS - T.Q.D. UPDATED	250621	JS	JS	B0
150C04	R	09	-	-	ALL PARTS - ADDED TERMINAL ID NOTE AND REMOVED PXX FROM GRAPHICS	260003	CTR	JAA	MKM
24MR05	R	10	-	-	13525297 - RELEASED	266174	DAD	DAD	AGL
15SE05	R	11	-	-	UPDATED PDM ATTRIBUTES	272396	JTZ	FKV	BDG
27SE05	R	12	-	-	15317769, 12129484 & 12129373 - ADDED EXCLUDING COIN TO DIM 13	269136	RTV	JMV	MKM



- NOTES:
- UNLESS OTHERWISE SPECIFIED AND/OR INDICATED:
DIMENSIONS ARE TO FACE OF VIEW SHOWN AND AUTOMATICALLY ROUNDED BY COMPUTER FOR INSPECTION (SEE MATH MODEL FOR PRECISE DIMENSIONS). FOR ALL OTHER DIMENSIONS NOT SHOWN BUT REQUIRED FOR TOOL BUILD, SEE MATH MODEL FOR PRECISE TOOL PATH DATA.
 - RECOMMENDED MATING BLADE- WIDTH 1.52±0.12, THICKNESS 0.825±0.035, LENGTH 7±0.1
 - "PXX" INDICATES "P" PLUS LAST TWO DIGITS OF MAKE DIE SERIES NUMBER (P01, P02, P03, ETC).

PART NO.	REV	STATUS	MAT'L SIZE	PART NO.	REV	N/P	STATUS	MAT'L SPEC.	SIZE MM²	I.D.	DIA.	TYPE	F	G±0.2
			0.254 X 29	13525297	01			M3620LN1 654 SLZ BRZ 1/2 HD AU PLTD	0.5-0.35	21	2.2-1.3	101	3.5±0.3	2.1
			0.254 X 29	15317769	04	AB		M3606A59 654 SLZ BRZ 1/2 HD SN PLTD	0.5-0.35	21	1.3-1.1	101	2.25	2.1
			0.254 X 29	12129484	05	AB		M3606A59 654 SLZ BRZ 1/2 HD SN PLTD	1-0.8	17	2.4-2.03	101	4.2±0.2	3
			0.254 X 29	12129373	05	AB		M3606A59 654 SLZ BRZ 1/2 HD SN PLTD	0.5-0.35	21	2.2-1.3	101	3.5±0.3	2.1

DWG TYPE: PART DRAWING

STYLE: D

VOLUME (QTY): D

DISTR CODE: D

UNLESS OTHERWISE SPECIFIED
THIS DOCUMENT IS IN ACCORDANCE WITH ASME Y14.5M-1994 AS AMENDED BY THE 3M GLOBAL DIMENSIONING AND TOLERANCING ADDENDUM-2001. SEPARATE PATTERNS OF FEATURES MAY BE DATED SEPARATELY REGARDLESS OF DATUM REFERENCES.

ALL DIMENSIONS ARE IN MILLIMETERS

REFERENCE:

THIRD ANGLE PROJECTION

DO NOT SCALE

USE MATH DATA

UNIGRAPHICS

DELPHI

DELPHI PACKARD ELECTRIC SYSTEMS
WARREN, OH

DR	DATE
APVD1 RUBEN ORTIZ	23N096
APVD2 ENRIQUE SAEZ	25N096
APVD3 B. GROUBERT	17FE04
APVD4	
APVD5	

SUBSTANCES OF CONCERN AND RECYCLED CONTENT PER DELPHI 10949001

MATERIAL SEE CHART

DRAWING NAME: TAXI TERM F M/P 150

DRAWING NUMBER: 12129483

SIZE	SCALE	FRAME NO	SHEET NO	STG	REV	N/P
A1	10:1	1 OF 1	1 OF 1	R	12	-

(N/A) PROCESS SENSITIVE DIMENSION	
DIMENSIONS ENCLOSED IN () INDICATE REFERENCE DIMENSIONS AND NO TOLERANCE LIMITS ARE ESTABLISHED	
DIMENSIONAL RANGE (MM)	CHART D
FROM 0	> 12
TO 12	
TOLERANCE UNLESS OTHERWISE SPECIFIED	
±0.1	±0.2
ANGULAR TOLERANCE ±2°	