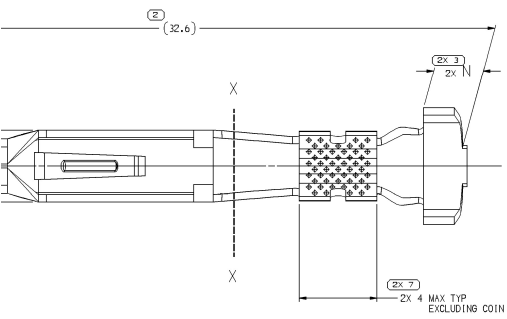
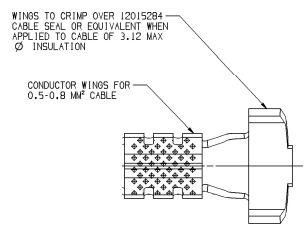
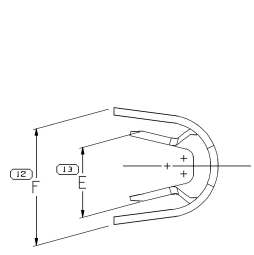


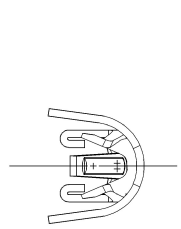
SYMBOL DEFINITION		TOTAL NO OF INSPECTIONS REQUIRED
□	A DIMENSION WITHOUT AN INSPECTION REPORT SYMBOL DOES NOT REQUIRE INSPECTION. IT MAY BE CONTROLLED ON THE INDIVIDUAL COMPONENT DRAWING.	21
		LAST NO. USED
		21



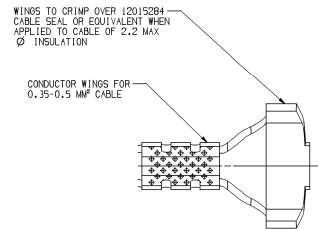
TYPE 101



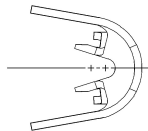
TYPE 102
SAME AS TYPE 101
EXCEPT AS SHOWN



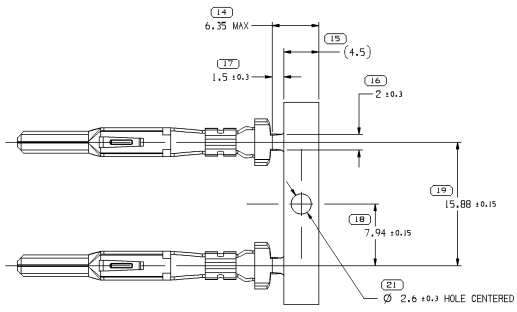
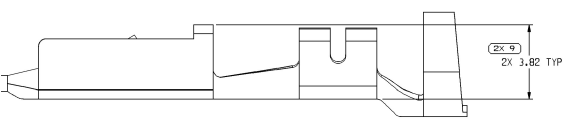
WING CONST I



TYPE 103
SAME AS TYPE 101
EXCEPT AS SHOWN



WING CONST II



CARRIER STRIP VIEW
SCALE 4:1

DRAWING NUMBER
12089387
SIZE A1x3 SCALE 1:1 SHEET NO 2 OF 2 REV 10 P 10

PART NO	REV	N/P	MAT'L SPEC	MATERIAL	MAT'L SIZE	SIZE MM	Ø	DIA	TYPE	WING CONST	E	F	N _{6,15}
35093281	02	-	COPPER ALLOY W/ SILVER PLATING	0.381 X 42.04	3-5	11	3-4.2	101	I	4.6	6	2	
12129497	A3	-	TIN PLATED COPPER ALLOY	0.381 X 42.04	2-3	13	2.45-3.8	101	I	4	6.4	2	
12124977	A9	-	TIN PLATED COPPER ALLOY	0.381 X 42.04	0.35-0.5	21	1.3-2.2	103	II	2.4 ±0.2	6.4	2	
12048254	D3	-	TIN PLATED COPPER ALLOY	0.381 X 42.04	3	12	3.49-3.65	101	I	4.6	6	2	
12048159	B16	-	TIN PLATED COPPER ALLOY	0.381 X 42.04	0.5-1	19	2.03-3.12	102	I	3.2	5.9	2	
12046559	E	-	COPPER ALLOY	0.381 X 42.47	1-2	15	3.13-3.97	101	I	3.6	6	2	

- NOTES
- UNLESS OTHERWISE SPECIFIED AND/OR INDICATED: DIMENSIONS ARE TO FACE OF VIEW SHOWN AND AUTOMATICALLY ROUNDED BY COMPUTER FOR INSPECTION. (SEE MATH MODEL FOR PRECISE DIMENSIONS.) FOR ALL OTHER DIMENSIONS NOT SHOWN BUT REQUIRED FOR TOOL BUILD, SEE MATH MODEL FOR PRECISE TOOL PATH DATA.
 - REFERENCE MATING TERMINAL OR EQUIVALENT: 12077411 & 12015054

DATE
TIME
BY
CHECKED
APPROVED