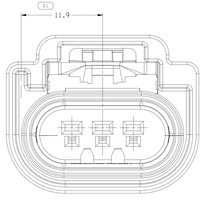

TYPE 110
SAME AS TYPE 101
EXCEPT AS SHOWN

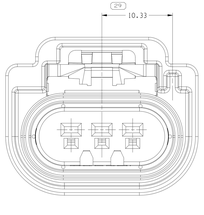

TYPE 107
SAME AS TYPE 102
EXCEPT AS SHOWN

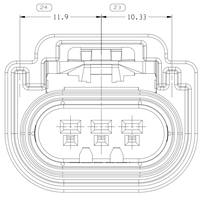

TYPE 104
SAME AS TYPE 102
EXCEPT AS SHOWN

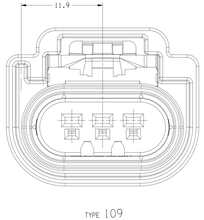

TYPE 109
SAME AS TYPE 102
EXCEPT AS SHOWN

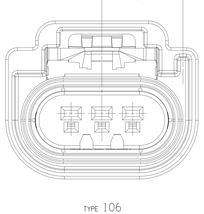

TYPE 106
SAME AS TYPE 102
EXCEPT AS SHOWN

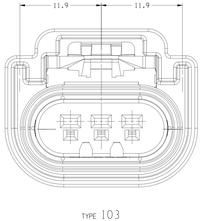

TYPE 103
SAME AS TYPE 102
EXCEPT AS SHOWN

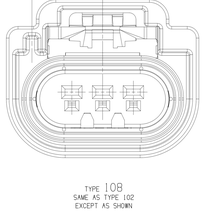

TYPE 108
SAME AS TYPE 102
EXCEPT AS SHOWN

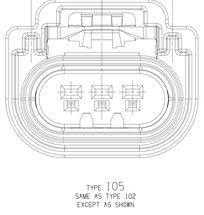

TYPE 105
SAME AS TYPE 102
EXCEPT AS SHOWN

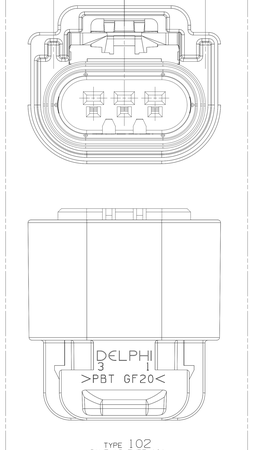

TYPE 102
SAME AS TYPE 101
EXCEPT MATL SPEC CALLOUT (SEE CHART)
AND CAVITY IDENTIFICATION

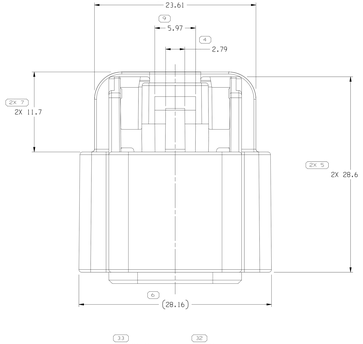

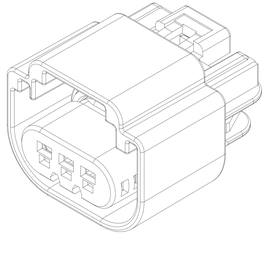

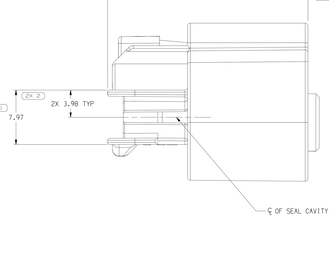

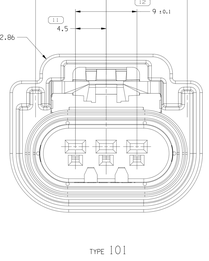

TYPE 101

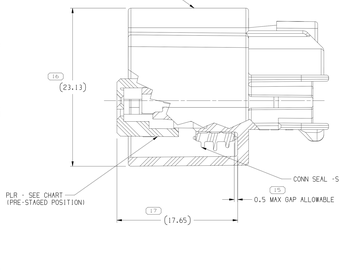

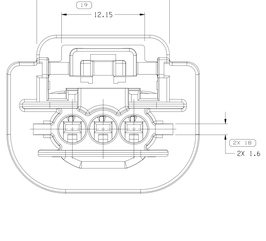

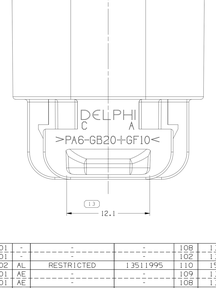

SYMBOL DEFINITION		MISSING SYMBOLS
A DIMENSION WITHOUT AN INSPECTION REPORT SYMBOL ( ) DOES NOT REQUIRE INSPECTION. IT MAY BE CONTROLLED ON THE INDIVIDUAL COMPONENT DRAWING.	TOTAL NO OF INSPECTIONS REQUIRED: 39	14
	LAST NO. USED: 35	

DWG STATUS DATE	STS	REV	N/P	DWG	ZONE	REVISION HISTORY	AUTH	DR	APVD	APVD
275E04	R	01	-	-	-	CREATED PD	259302	MJM	MJM	MC
21OC04	R	02	-	-	-	ALL PARTS - ADDED CONNECTOR COLUMN TO CHART; TERMINAL IN NOTE #4 WAS 15326268	264987	MAC	MAC	MC M
26AP05	R	03	-	-	-	ALL PARTS - REMOVED "MATING CONFIG." NOTE; REVISED "MATING COMPONENT" NOTE	267623	ADK	ADK	MC
07MR06	R	04	-	-	-	ADDED DELPHI MATING CONFIGURATION ON COLUMN USCAR INDEX OF CHART	278108	ACG	FKV	MJC
21JN06	R	05	-	-	-	ADDED "SHT 1 OF 2"	281978	ACG	FKV	DGI
27OC06	R	06	-	-	-	ALL PARTS - "CONNECTOR/COLOR" COLUMN WAS "CONNECTOR" AND ADDED COLORS TO COLUMN; 15755377 & 15422250 - ADDED "RESTRICTED" TO STATUS AND "REPLACED BY" PART NUMBER	285914	ST	SKD	MJC
23MR07	R	07	-	-	-	15422250, 13511996, 13511131 & 15755377 - UPDATED PDM ATTRIBUTES	400917	GLG	JVW	DGI
07JN07	R	08	-	-	-	13511996 - UPDATED PDM ATTRIBUTES	401618	JBD	AUD	EJH
13AU07	R	09	-	-	-	UPDATED PDM ATTRIBUTES	402083	MM	MM	MJC
16APO9	R	10	-	-	-	ALL PARTS - ADDED NOTE #4 AND REVISED NOTE #5	407788	APR	EVV	APR
29OC09	R	11	-	-	-	ALL PARTS - REVISED GRAPHICS AND REMOVED CONN COLOR	409368	DGL	DGL	APR
26AP11	R	12	-	-	-	13863707 - RELEASED	414039	JEG	JAA	JCG
19AP12	R	13	-	-	-	13956363 - RELEASED AND INACTIVE	417792	JAR	JAR	MAD
03NO15	R	14	-	-	-	ALL PARTS - REMOVED USCAR NOTE	431303	JVR	JVW	JFT
04AP19	R	14	-	-	-	"SHT 1 OF 3" WAS "SHT 1 OF 2"	442666	CDD	CDD	JCA

PART NO	REV	N/P	RESTRICTED USAGE	REPLACED BY	TYPE	CONNECTOR	MATERIAL RECYCLING CODE	PLR	CONN SEAL
13956363	01	-	-	-	108	13955983	PLAS PBT GF20	15326810	15326811
13863707	01	-	-	-	102	13863706	PLAS PBT GF20	15326810	15326811
15755377	02	AL	RESTRICTED	13511995	110	15755376	PLAS PA6 GB20+GF10 HS	15326810	15326811
13511995	01	AE	-	-	109	13511994	PLAS PBT GF20	15326810	15326811
13511136	01	AE	-	-	108	13511130	PLAS PBT GF20	15326810	15326811
13511135	01	AE	-	-	107	13511129	PLAS PBT GF20	15326810	15326811
13511134	01	AE	-	-	106	13511128	PLAS PBT GF20	15326810	15326811
13511133	01	AE	-	-	105	13511127	PLAS PBT GF20	15326810	15326811
13511132	01	AF	-	-	104	13511126	PLAS PBT GF20	15326810	15326811
13511131	01	AF	-	-	103	13511125	PLAS PBT GF20	15326810	15326811
13511996	01	AH	-	-	102	13509896	PLAS PBT GF20	15326810	15326811
15422250	01	AL	RESTRICTED	13511996	101	15419369	PLAS PA6 GB20+GF10 HS	15326810	15326811

NOTES

1. UNLESS OTHERWISE SPECIFIED AND/OR INDICATED:

   DIMENSIONS ARE TO FACE OF VIEW SHOWN AND AUTOMATICALLY ROUNDED BY COMPUTER FOR INSPECTION (SEE MATH MODEL FOR PRECISE DIMENSIONS). FOR ALL OTHER DIMENSIONS NOT SHOWN BUT REQUIRED FOR TOOL BUILD, SEE MATH MODEL FOR PRECISE TOOL PATH DATA.

2. THIS PRODUCT IS NOT CATEGORIZED AS AN APPEARANCE ITEM. MINOR IMPERFECTIONS INCLUDING, BUT NOT LIMITED TO, FLOW MARKS, COLOR BLEMISHES, GATE VESTIGE, AND SOFT FLASH THAT DO NOT AFFECT THE FIT, FORM, OR FUNCTION OF THE PART ARE PERMISSIBLE PER DPNP-4.7-CS-01.
3. THIS PART IS NOT CONTROLLED FOR AUTOMATIC FEEDING.
4. FOR APPLICATION DATA SEE THE INDIVIDUAL APPLICATION DRAWINGS.
5. SEALING CODE TBD
6. THIS CONNECTOR MEETS OR EXCEEDS SAE/USCAR-2 REV 4. TERMINAL DISENGAGE CRITERIA WITH THE APPLICATION OF A TERMINAL POSITION ASSURANCE (TPA) SECONDARY LOCK.

DRAWING NUMBER						
13511997						
SIZE	SCALE	FRAME NO	SHEET NO	SHEETS	REV	N/P
A1x3	5:1	2 OF 2	1 OF 3	R	14	-

(S) PROCESS SENSITIVE DIMENSION

DIMENSIONS ENCLOSED IN ( ) INDICATE REFERENCE DIMENSIONS AND NO TOLERANCE IS ASSIGNED TO THEM.

DIMENSIONAL RANGE (MM)									
FROM	0	>6	>30	>80	>120	>160	>200	>250	>400
TO	>6	>30	>80	>120	>160	>200	>250	>400	>500
TOLERANCE (UNLESS OTHERWISE SPECIFIED)									
±0.25	±0.35	±0.45	±0.55	±0.65	±0.75	±0.85	±0.95	±1.05	±1.15
ANGULAR TOLERANCE ±2°									

REFERENCE

THIRD ANGLE PROJECTION

DO NOT SCALE

USE MATH DATA

NX

A Delphi Technology LINE DRAWN THROUGH A PART NUMBER INDICATES THAT PHYSICAL PARTS ARE NOT AVAILABLE FOR ORDERING.

PART NUMBERS THAT DO NOT HAVE A LINE PRESENT INDICATE PHYSICAL PARTS WILL BE AVAILABLE FOR ORDERING.

CONTACT APTIV SALES TO ASSURE AVAILABILITY OF PARTS.

DWG TYPE: PART DRAWING

STYLE

VOLUME (CM³)

SYSTEM CODE

UNLESS OTHERWISE SPECIFIED

THIS DOCUMENT IS IN ACCORDANCE WITH ASME Y14.5M-1994 UNLESS OTHERWISE SPECIFIED. ALL DIMENSIONS TOLERANCING ASSUMES ISO, ALL GEOMETRIC TOLERANCES AND RELATED DATUMS APPLY MFS. RULE #1(PERFECT FORM AT MMC) APPLIES TO ALL FEATURE OF SIZE. DATUM FEATURE SYMBOLS ON DRAWING OR LOCATION TOLERANCES, REGARDLESS OF DATUM REFERENCE, ARE BASED SYMMETRIC, REGARDLESS OF DATUM REFERENCE.

ALL DIMENSIONS ARE IN MILLIMETERS

		DATE
DR		
APVD1	M. MAYER	27SE04
APVD2	M. MAYER	27SE04
APVD3	MAL CULP	27SE04
APVD4		
APVD5		

SUBSTANCES OF CONCERN AND RECYCLED CONTENT PER APTIV (DRAWING)

SEE DRAWING

DRAWING NAME: TAXI ASM CONN F GT 150 SLD

DRAWING NUMBER: 13511997

SIZE	SCALE	FRAME NO	SHEET NO	SHEETS	REV	N/P
A1x3	5:1	1 OF 2	1 OF 3	R	14	-

•APTIV•
CONNECTION SYSTEMS
WARREN, OH

COPYRIGHT 2004 APTIV. ALL RIGHTS RESERVED.

THIS DRAWING IS THE PROPERTY OF APTIV AND CONTAINS APTIV CONFIDENTIAL INFORMATION. THE REPRODUCTION, DISTRIBUTION AND UTILIZATION OF THIS DOCUMENT OR ITS RELATED CAD MATH DATA, AS WELL AS COMMUNICATION OF ANY CONTENTS TO OTHERS, WITHOUT EXPRESS AUTHORIZATION, IS PROHIBITED.

Printed: 06/11/10
Date: 06-Apr-19
Time: 10:27:00
APTIV DRAWING
13511997