

# PRODUCT MANUAL

# HX-50B SERIES

BATTERY CABLE CRIMPERS

FOR RV, SOLAR, OFF-GRID BATTERY PACKS



## MANUFACTURER:

ZHEJIANG IWISS ELECTRIC CO.,LTD  
(IWISS TOOLS CO.,LTD)

Add: No. 2789, Liule Road, Yueqing, Zhejiang, 325600, China.

### Rebrand Notice

Both IWISS® and iCrimp® brands are known as members of Zhejiang IWISS Electric Co.,Ltd. We're pleased to inform you that the company is now taking the opportunity to consolidate two brands into one(iCrimp) in order to better communicate the breadth of expertise that the company represents.

Behind the new look we are still the same company and team dedicated to providing you the best possible quality and solution.

**iCrimp**  
FOCUS ON CABLE & PIPE TOOLS

## GENERAL INFORMATION



HX-50BI



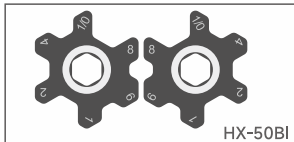
HX-50BI + LK-60A



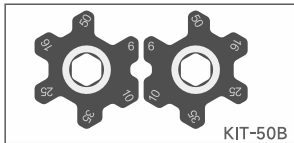
KIT-50B

PART #	FUNCTIONS	CAPACITY	TYPE	DIE SET	CRIMPING PROFILE
HX-50BI	Crimp	8, 6, 4, 2, 1, 1/0 AWG	Crimper	Rotary	Hex
HX-50BI+60A	Crimp, Cut	8, 6, 4, 2, 1, 1/0 AWG	Crimper & Cutter	Rotary	Hex
KIT-50B	Crimp, Cut, Strip	6, 10, 16, 25, 35, 50mm <sup>2</sup>	Tool Kit	Rotary	Hex

## ROTARY DIE SET



HX-50BI



KIT-50B



## IMPORTANT SAFETY INFORMATION

	<p><b>⚠ WARNING</b></p> <p>A person who has not read and does not understand all operating instructions is not qualified to operate this tool. Failure to read and understand safety instructions may result in injury or death.</p>		<p><b>⚠ WARNING</b></p> <p>Electrical shock hazard: This tool is not insulated. Contact with live circuits can result in severe injury or death.</p>
	<p><b>⚠ WARNING</b></p> <p>Wear eye protection when using this tool. Failure to wear eye protection can result in serious eye injury from flying debris.</p>		<p><b>⚠ CAUTION</b></p> <p>This tool is intended for two-handed operation. Maintain a firm grip on both handles during operation. Using this tool in any other manner can result in injury or damage to the tool.</p>


## INSTRUCTION



1. Remove the cable insulation according to the instructions supplied with each lug or splice.



3. Select the proper die setting by rotating the die selection wheel, matching the cable size and die on the selection.



4. Position the die set over the connector.

## WIRE PROTECTION



1. Pick the right tubing size and slide over the wire.



2. Apply heat while rotating the tubing.



3. Your durable, waterproof insulation is ready.

## OTHER BATTERY CRIMP TOOLS



IWS-0801C

IWS-1040S

IWS-0840S

AP-50BI

PART #	IWS-0801C	IWS-1040S	IWS-0840S	AP-50BI
Die Set	Fixed	Fixed	Exchangeable	Rotary
Crimping Range	AWG 8-1	AWG 1/0-4/0	AWG 8-4/0	AWG 8-2
Crimping Profile	Hex	Hex	Hex	Trapezoid
Built-in Cutter	✓	✗	✓	✗
Tool Length	16.2"	16.2"	16.2"	9.6"